


M Series

INDOOR LED



The M Series Indoor is built for teams that move fast. Whether you're setting up for a touring show, a trade show floor, or a corporate event, it delivers broadcast-quality visuals with a cabinet designed for quick setup, easy transport, and reliable performance night after night.

FEATURES



Energy Efficient



Ultra Light



Smart Module



High Gray Scale




Fast Assembly



Front & Rear Access





Flexible in Shape



Built for Rental and Touring

Foldable corner guards protect modules during transport and load-in. Front and rear maintenance access means your crew can service the wall from wherever the job allows – no teardown required.



ADC12 Die-Cast Aluminum Construction

Built from high-strength die-cast aluminum, M Series cabinets deliver superior flatness across the display surface – critical for seamless, high-quality visuals at any scale.



Hard-Wired Stability, Magnetic Simplicity

Modules use a hard connection design for rock-solid structural integrity, while the magnetic attachment system makes installation and maintenance fast and straightforward.

Flexible & Creative Configurations

Available in 500×500mm and 500×1000mm cabinet sizes, the M Series supports mixed splicing between the two, plus right-angle and curved configurations for displays that go beyond a standard flat wall.



Specification			
Pixel Pitch	2.6 mm	2.9 mm	3.9 mm
Cabinet Dimension (W×H×D)	1.64x1.64 ft / 500x500 mm		
Cabinet Resolution (W×H)	192×192 px	168×168 px	128×128 px
Cabinet Weight	16.5 lbs		
Brightness	600 nits		
Gray Scale	18 Bit		
Contrast	5000:1		
Refresh Rate	3840Hz		
Horizontal Viewing Angle	120°		
Vertical Viewing Angle	120°		
Access	Front / Rear Access		
Ingress Protection	IP20		
LED Lifespan	100,000 h		
Working Temperature	14°F~122°F		
Storage Temperature	-4°F~140°F		
Working Humidity (RH)	10% ~ 80% RH		
Working Voltage	100V~240V		
Max. Power Consumption	170 watts		
Avg. Power Consumption	70 watts		

